

SPECIFICATIONS

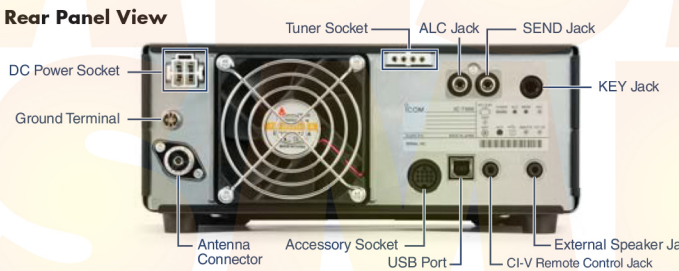
GENERAL	
Frequency coverage	(Unit: MHz) Receiver*1 0.030-74.800*2 Transmitter*1 1.800-1.999, 3.500-3.800, 7.000-7.200, 10.100-10.150, 14.000-14.350, 18.068-18.168, 21.000-21.450, 24.890-24.990, 28.000-29.700, 50.000-52.000, 70.000-70.500
Mode	SSB, CW, RTTY, AM, FM
Number of channels	101 (99 regular, 2 scan edges)
Antenna connector	SO-239 (50Ω)
Power supply requirement	13.8V DC ±15%
Power consumption	Tx 21A (at 100W output power) Rx 0.9A typical (Standby), 1.25A (Maximum audio)
Operating temperature range	-10°C to +60°C; 14°F to 140°F
Frequency stability	Less than ±0.5ppm (-10°C to +60°C; 14°F to 140°F)
Frequency resolution	1Hz
Dimensions (W×H×D)	240×94×238mm; 9.45×3.7×9.37in (projections not included)
Weight (approximately)	4.2kg; 9.26lb

TRANSMITTER	
Output power	SSB, CW, FM, RTTY 2-100W (HF/50MHz), 2-50W (70MHz) AM 1-25W (HF/50MHz), 1-12.5W (70MHz)
Modulation system	SSB Digital P.S.N. modulation AM Digital Low power modulation FM Digital Reactance modulation
HF bands	Less than -50dB
Spurious emissions	50MHz band Less than -63dB 70MHz band Less than -60dB
Carrier suppression	More than 50dB
Unwanted sideband	More than 50dB
Microphone impedance	600Ω

RECEIVER	
Receiver system	Direct Sampling Superhetrodyne
Intermediate frequency	36kHz
Sensitivity*3	0.5-1.8MHz 1.8-29.995MHz 50MHz band 70MHz bands
SSB/CW (at 10dB S/N)	-
AM (at 10dB S/N)	12.6μV
FM (at 12dB SINAD)	-

*3 HF: Preamp 1 ON, 50/70MHz: Preamp 2 ON	More than	Less than
Squelch sensitivity*3 (Threshold)	SSB: Less than 5.6μV, FM: Less than 0.3μV	
*3 HF: Preamp 1 ON, 50/70MHz: Preamp 2 ON		
Selectivity (sharp filter shape)	SSB (BW: 2.4kHz) CW (BW: 500Hz) RTTY (BW: 500Hz) AM (BW: 6kHz) FM (BW: 15kHz)	2.4kHz/-6dB 500Hz/-6dB 500Hz/-6dB 6.0kHz/-6dB 12.0kHz/-6dB
Spurious and image rejection ratio	HF: More than 70dB 50/70MHz: More than 70dB (Except for ADC Aliasing)	3.4kHz/-40dB 700Hz/-40dB 800Hz/-40dB 10kHz/-40dB 22kHz/-40dB
Audio output power	More than 2.5W (at 10% distortion with an 8Ω load, 1kHz)	

All stated specifications are subject to change without notice or obligation.



Icom, Icom Inc. and Icom logo are registered trademarks of Icom Incorporated (Japan) in Japan, the United States, the United Kingdom, Germany, France, Spain, Russia, Australia, New Zealand and/or other countries. This product includes "zlib" and "libpng" open source software, and is licensed according to the open source software license.

Icom Inc. 1-1-32, Kami-minami, Hirano-Ku, Osaka 547-0003, Japan Phone: +81 (06) 6793 5302 Fax: +81 (06) 6793 0013 www.icom.co.jp/world Count on us!

<p>Icom America Inc. 12421 Willows Road NE, Kirkland, WA 98034, U.S.A. Phone: +1 (425) 454-8155 Fax: +1 (425) 454-1509 E-mail: sales@icomamerica.com URL: http://www.icomamerica.com</p>	<p>Icom (Europe) GmbH Communication Equipment Auf der Krautwiese 24 65812 Bad Soden am Taunus, Germany Phone: +49 (6196) 76685-0 Fax: +49 (6196) 76685-50 E-mail: info@icom-europe.com URL: http://www.icomeurope.com</p>	<p>Icom France s.a.s. Zac de la Plaine, 1 Rue Brindejonc des Moulins, BP 45804, 31505 Toulouse Cedex 5, France Phone: +33 (5) 61 36 03 03 Fax: +33 (5) 61 36 03 00 E-mail: icom@icom-france.com URL: http://www.icom-france.com</p>	<p>Asia Icom Inc. 6F No. 68, Sec. 1 Cheng-Teh Road, Taipei, Taiwan, R.O.C. Phone: +886 (02) 2559 1899 Fax: +886 (02) 2559 1874 E-mail: sales@asia-icom.com URL: http://www.asia-icom.com</p>
<p>Icom Canada Glenwood Centre #150-6165 Highway 17A, Delta, B.C., V4K 5B8, Canada Phone: +1 (604) 952-4266 Fax: +1 (604) 952-0090 E-mail: info@icomcanada.com URL: http://www.icomcanada.com</p>	<p>Icom Spain S.L. Ctra. Rubi, No. 88 "Edificio Can Castanyer" Bajos A 08174, Sant Cugat del Valles, Barcelona, Spain Phone: +34 (93) 590 26 70 Fax: +34 (93) 589 04 46 E-mail: icom@icomspain.com URL: http://www.icomspain.com</p>	<p>Icom (Australia) Pty. Ltd. Unit 1 / 103 Garden Road, Clayton, VIC 3168 Australia Phone: +61 (03) 9549 7500 Fax: +61 (03) 9549 7505 E-mail: sales@icom.net.au URL: http://www.icom.net.au</p>	<p>Shanghai Icom Ltd. No.101, Building 9, Caifuxingyuan Park, No.188 Maoting Road, Chedun Town, Songjiang District, Shanghai, 201611, China Phone: +86 (021) 6153 2768 Fax: +86 (021) 5765 9987 E-mail: bjicom@bjicom.com URL: http://www.bjicom.com</p>
<p>Icom Brazil Rua Itororó, 444 Padre Eustáquio Belo Horizonte MG, CEP: 30720-450, Brazil Phone: +55 (31) 3582 8847 Fax: +55 (31) 3582 8987 E-mail: sales@icombrasil.com</p>	<p>Icom (UK) Ltd. Blacksale House, Altira Park, Heme Bay, Kent, CT6 6GZ, U.K. Phone: +44 (0) 1227 741741 Fax: +44 (0) 1227 741742 E-mail: inquiries@icom.co.uk URL: http://www.icomuk.co.uk</p>	<p>Icom New Zealand 39C Rennie Drive, Airport Oaks, Auckland, New Zealand Phone: +64 (09) 274 4062 Fax: +64 (09) 274 4708 E-mail: inquiries@icom.co.nz URL: http://www.icom.co.nz</p>	

OPTIONS

Some options may not be available in some countries. Please ask your dealer for details.

<p>PS-126 DC POWER SUPPLY</p> <p>13.8V DC, 25A max. output.</p>	<p>AH-4 HF+50MHz AUTOMATIC ANTENNA TUNER</p> <p>Covers 3.5-54MHz with a 7m (23ft) or longer wire antenna.</p>	<p>AH-2b ANTENNA ELEMENT</p> <p>Covers 7-54MHz. Use with AH-4.</p>	<p>AH-740 AUTOMATIC TUNING ANTENNA</p> <p>Covers 2.5-30MHz (amateur band). OPC-2321 is required.</p>
<p>HM-219 HAND MICROPHONE</p> <p>Same as supplied.</p>	<p>AH-710 FOLDED DIPOLE ANTENNA</p> <p>Covers 1.9-30MHz bands.</p>	<p>AH-5NV NVIS KIT</p> <p>Fiberglass mobile mounting antenna element for use with AH-740. Covers 2.2-30MHz (amateur band) with AH-740.</p>	

EXTERNAL SPEAKERS

<p>SP-23 4 audio filters; headphone jack Max. input power: 5W</p>	<p>SP-33 Wooden box speaker. Max. input power: 5W</p>	<p>SP-34 4 audio filters; headphone jack Max. input power: 5W</p>	<p>SP-35 (2m; 6.6ft cable) SP-35L (6m; 19.7ft cable) Compact mobile external speaker. Max. input power: 7W</p>
--	--	--	--

DESKTOP MICROPHONES

<p>SM-50 Dynamic desktop microphone Includes [UP/DOWN] switches and a low cut function.</p>	<p>SM-30 Compact, lightweight electret desktop microphone.</p>	<p>IC-PW1EURO HF+50MHz 1kW HF LINEAR AMPLIFIER</p> <p>OPC-599 is required.</p>
--	---	---

<p>MB-118 MOBILE MOUNTING BRACKET</p> <p>For mounting the radio in a vehicle.</p>	<p>CT-17 CI-V LEVEL CONVERTER</p> <p>For remote transceiver control from a PC equipped with an RS-232C port.</p>	<p>RS-BA1 IP REMOTE CONTROL SOFTWARE</p>	<p>RC-28 USB REMOTE ENCODER</p> <p>For use with RS-BA1.</p>
--	---	---	--

- **MB-123** CARRYING HANDLE
- **OPC-420** CONTROL CABLE for connection with AH-4 (10m)
- **OPC-2321** CONTROL CABLE for connection with AH-740 (6m)
- **OPC-599** CABLE ADAPTER Converts 13-pin ACC connector to 7-pin + 8-pin ACC connectors.

Supplied accessories: (May differ depending on version)
• Hand microphone, HM-219 • DC power cable • Fuses • Plugs



Revolutionary

The Real HF Fun Starts Here

The SD card shown in the photo is not included.

IC-7300 – The Innovative HF Transceiver with High Performance Real-Time Spectrum Scope

■ Class Leading Real-Time Spectrum Scope

The IC-7300's real-time spectrum scope is class-leading in resolution, sweep speed and dynamic range. While listening to received audio, you can check the real-time spectrum scope and quickly move to an intended signal. When you first touch the scope screen around the intended signal, the touched part is magnified. A second touch of the scope screen changes the operating frequency and allows you to accurately tune.

■ Real-Time Spectrum Scope Specifications

Scope system	FFT (Fast Fourier Transform)
Sweep speed	Max. 30 frames/second (approx.), Selectable from slow, mid or fast
Span width	5kHz–1000kHz
Resolution*	1 pixel minimum (approximately)
Waveform display area (vertical axis)	80dB
Reference level adjustment	–20dB to +20dB
Peak level hold function (Max. hold)	ON/OFF/last 10 seconds
Other functions	<ul style="list-style-type: none"> • Averaging indication • Touch screen operation • VBW (Video Band Width) adjustment

* Number of pixels shown at the 60dB level, when receiving a signal.

■ High-Resolution Waterfall Function

The combination of the waterfall function and the real-time spectrum scope assists in maximum receive performance of the IC-7300 and increases QSO opportunities without missing weak signals. The waterfall function shows a change of signal strength over a period of time and allows you to find weak signals that may not be apparent on the spectrum scope.



Spectrum scope + Waterfall

■ Audio Scope Function

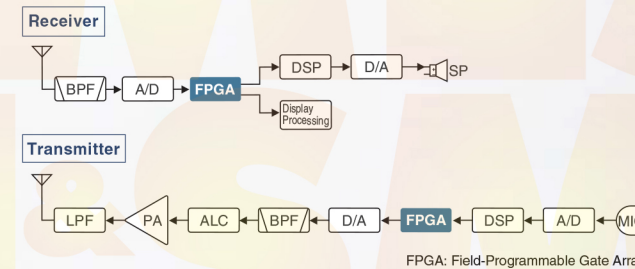
The audio scope function can be used to observe various AF characteristics such as microphone compressor level, filter width, notch filter width and keying waveform in the CW mode. Either the transmit or receive audio can be displayed on the FFT scope with the waterfall function and the oscilloscope.



FFT scope/Oscilloscope

RF Direct Sampling System

The IC-7300 employs an RF direct sampling system. RF signals are directly converted to digital data and processed in the FPGA (Field-Programmable Gate Array), making it possible to simplify the circuit construction. This system is a leading technology making an epoch in amateur radio.



New "IP+" Function

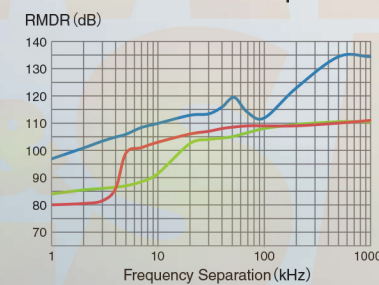
The new "IP+" function improves 3rd order intercept point (IP3) performance. When a weak signal is received adjacent to strong interference, the AD converter is optimized against signal distortion.

Class Leading RMDR (Reciprocal Mixing Dynamic Range) and Phase Noise Characteristics

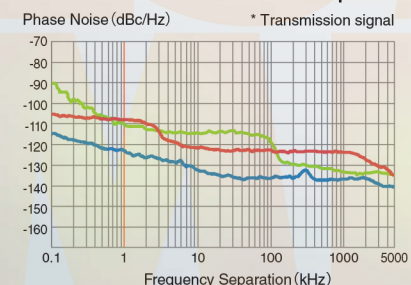
The IC-7300's RMDR is improved to about 97dB* (typical value) and Phase Noise characteristics are improved about 15dB (at 1 kHz frequency separation) compared to the IC-7200. The superior Phase Noise characteristics reduce noise components in both receive and transmit signals.

* At 1 kHz frequency separation (received frequency: 14.2MHz, MODE: CW, IF BW: 500Hz)

■ RMDR Characteristics Comparison




■ Phase Noise Characteristics Comparison*



— IC-7300 — IC-7200 — IC-7100


15 Discrete Band-Pass Filters

The IC-7300 has 15 discrete RF band-pass filters. The RF signal is only passed through one of the band-pass filters, while any out of range signals are rejected. High Q factor coils are used to minimize the loss in the RF band-pass filters.




Built-In Automatic Antenna Tuner

The antenna tuner memorizes its settings based on your transmit frequency, so that it can rapidly tune when you change operating bands. The Enforced Tuning function* allows a wide range of temporary antennas to be tuned.




* Do not use the Enforced Tuning function except in case of an emergency. Transmission power may be reduced.



Large Touch Screen Colour TFT LCD

The large 4.3 inch colour TFT touch LCD offers intuitive operation. Using the software keypad of the touch screen, you can easily set various functions and edit memory contents.



Touch screen interface



Multi-Dial Knob for Smooth Operation


The combination of the multi-dial knob and the touch screen offers quick and smooth operation. When you push the multi-dial knob, menu items are shown on the right side of the display. You can select an item with a touch of the screen and adjust levels by turning the multi-dial knob.



Menu screen

Superior Sound Quality

To offer superior sound quality, a new speaker unit has been incorporated and is allocated dedicated space in the aluminum die-cast chassis.



Aluminum die-cast chassis Newly designed speaker unit

SD Memory Card Slot for Saving Data

The IC-7300 can store various contents into SD card such as received and transmitted audio, voice memories, RTTY/CW memories, RTTY decode logs and captured screen images. Personal and firmware updating data can also be stored to the SD card for easy setting.

Other features

- New HM-219 hand microphone supplied
- Effective large cooling fan system
- A Multi-function meter
- 101 memory channels (99 regular, 2 scan edges)
- Optional RS-BA1 IP remote control software (the spectrum scope with the waterfall can be observed)
- CW functions: Full break-in, CW reverse, CW auto tuning

HF/50/70MHz TRANSCEIVER
IC-7300

ML&S Martin Lynch & Sons Ltd.,
Wessex House, Drake Avenue
Staines (Nr Heathrow), Middlesex
TW18 2AP

Actual size